



## INTRODUCTION

- ❖ Due to advances in evidence-based medicine, clinical scores have become available for risk stratification and clinical decision making.
- ❖ Fibrosis-4 (FIB-4) index, incorporates age, serum aspartate aminotransferase level, serum alanine aminotransferase level, and platelet counts to determine the degree of liver fibrosis.<sup>1</sup> This index has been validated in many liver diseases and is becoming more commonly used in clinical encounters.<sup>2-4</sup>
- ❖ Traditionally, physicians use online calculators to calculate FIB-4. This is, however, time consuming and subject to human error in entering data.
- ❖ Electronic health records (EHR) may be employed to incorporate calculation of clinical scores using Smart Phrases or Smart Links.

## PURPOSE

- ❖ The aim of this study is to compare the performance of online calculator for FIB-4 with EPIC Smart Phrase.

## METHODS

### Study Design

- ❖ FIB-4 score calculation as a Smart Phrase in Epic (Epic Systems Corporation, Verona, WI) was incorporated into the EHR.
- ❖ A comparative non-clinical trial was performed during March-May 2022.

### Study Participants

- ❖ Internal medicine residents at a community teaching hospital were randomly invited to participate in the study.

### Study Measurements

- ❖ Study participants were requested to calculate FIB-4 score for a patient using both traditional online method using MDCalc medical calculator (<https://www.mdcalc.com/fibrosis-4-fib-4-index-liver-fibrosis>) vs. EHR-based approach. The following were recorded by a single observer for calculating FIB-4 score via both methods for each participants:

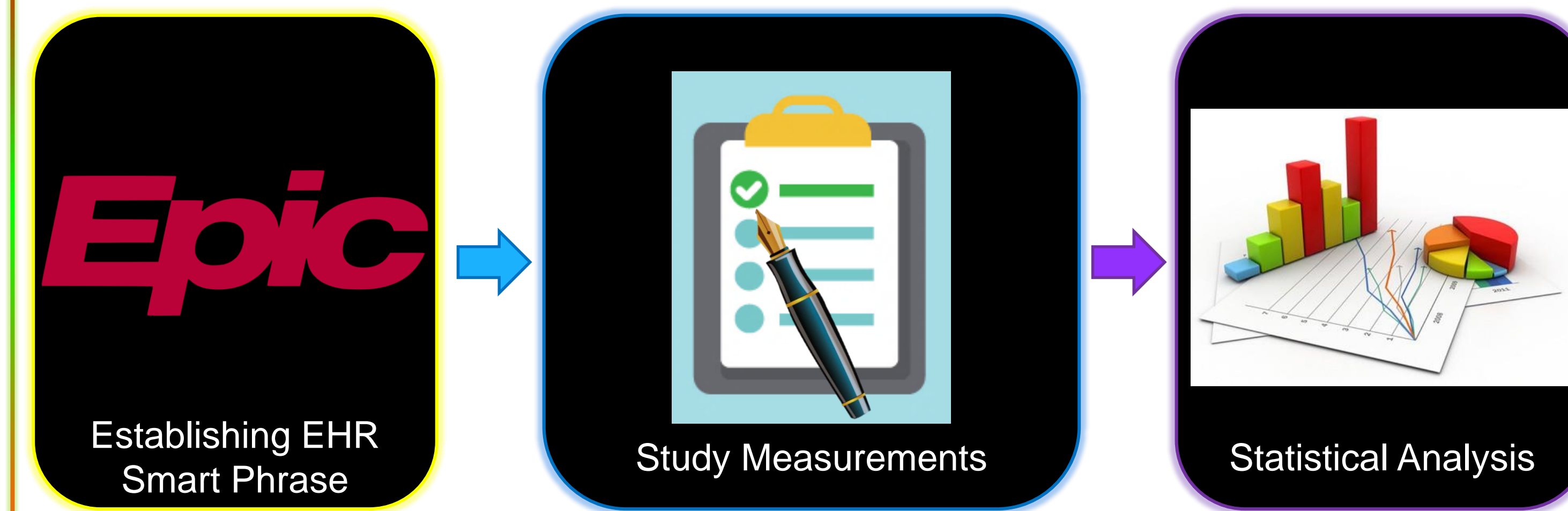
- (1) Total number of clicks (steps)
- (2) Total time spent
- (3) Accuracy of calculation

- ❖ Ease of calculation was evaluated for both methods by participants on a 0-10 visual analogue scale.

### Statistical Analysis

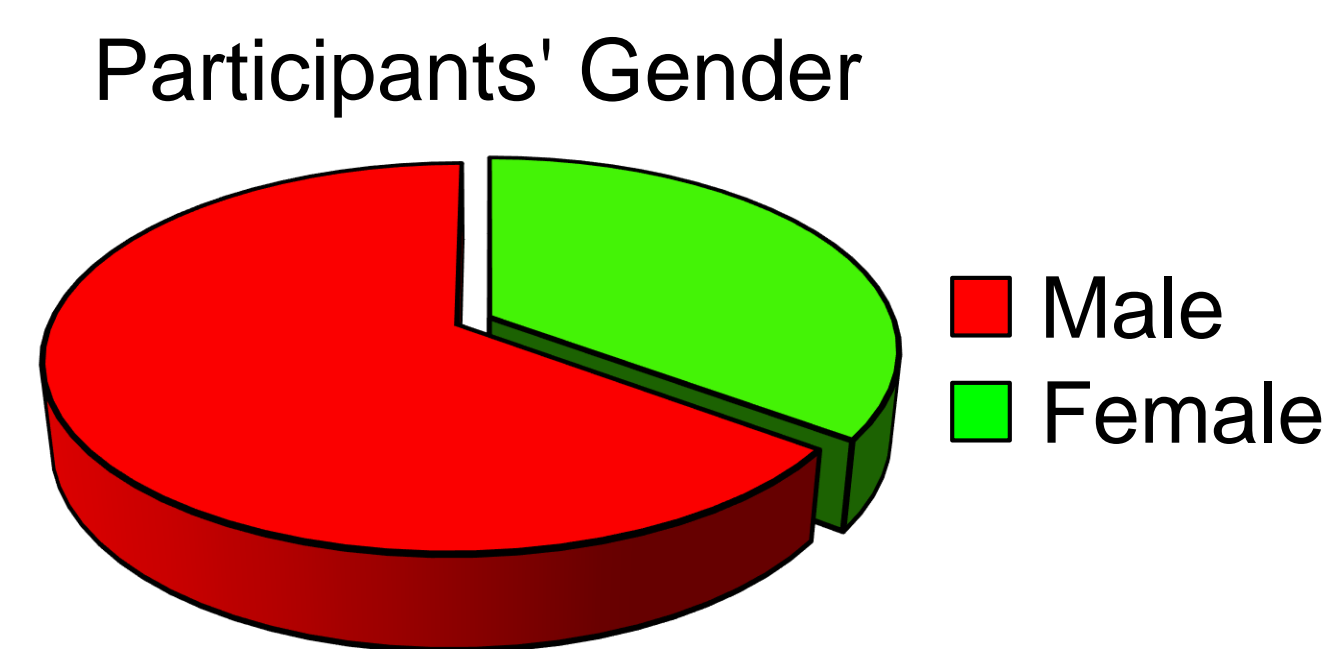
- ❖ Data presented as frequency (%) or mean  $\pm$  standard deviation. T test and Chi square teste were employed to assess the differences among groups.  $p < 0.05$  was considered significant.

### Study Scheme



### Characteristics of Study Participants

- Thirteen (35.1%) of the participants were female and 24 (64.9%) were male.

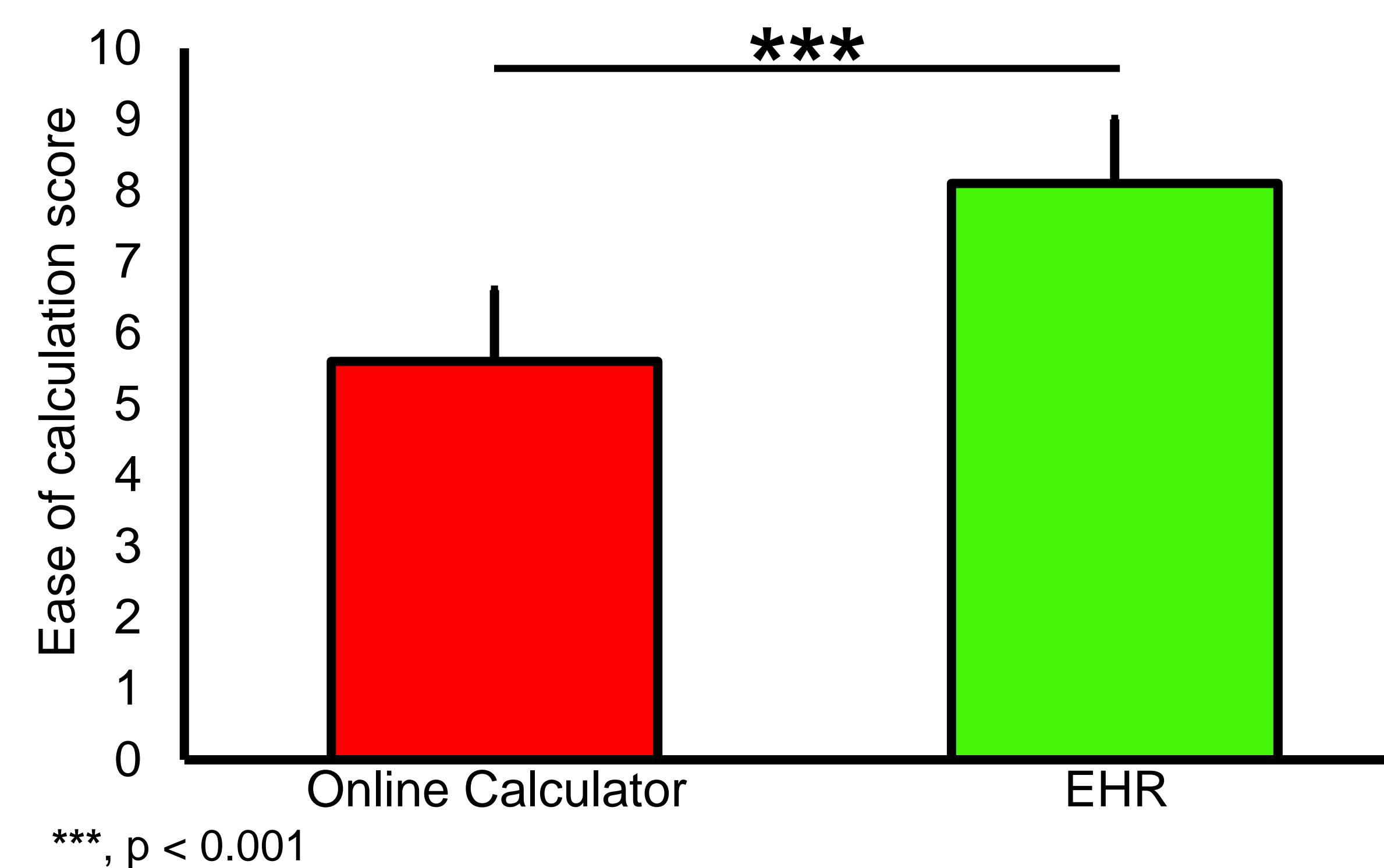


- Thirteen (35.1%) of the participants were in post-graduate year (PGY)-1, 12 (32.4%) were in PGY-2, and 12 (32.4%) were in PGY-3.



### Comparison of Calculating FIB-4 Score Via Online Calculator Versus EHR-based Approach

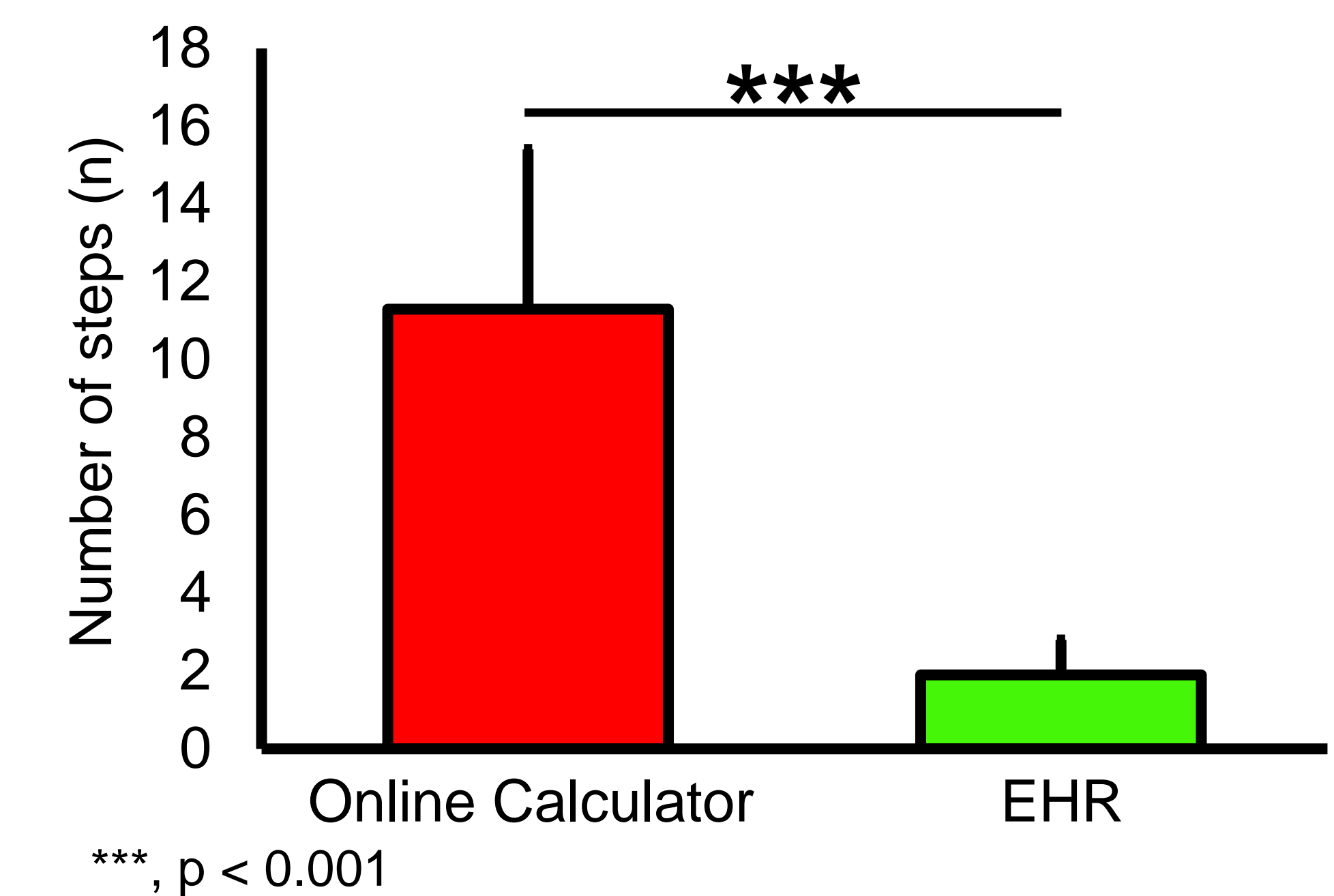
- Subjective evaluation of ease of calculation using a visual analogue scale demonstrates that study participants rated higher scores for ease of calculating the FIB-4 score using EHR-based approach ( $8.1 \pm 0.9$ ) compared to the online calculator ( $5.6 \pm 1.0$ ,  $p < 0.001$ ).



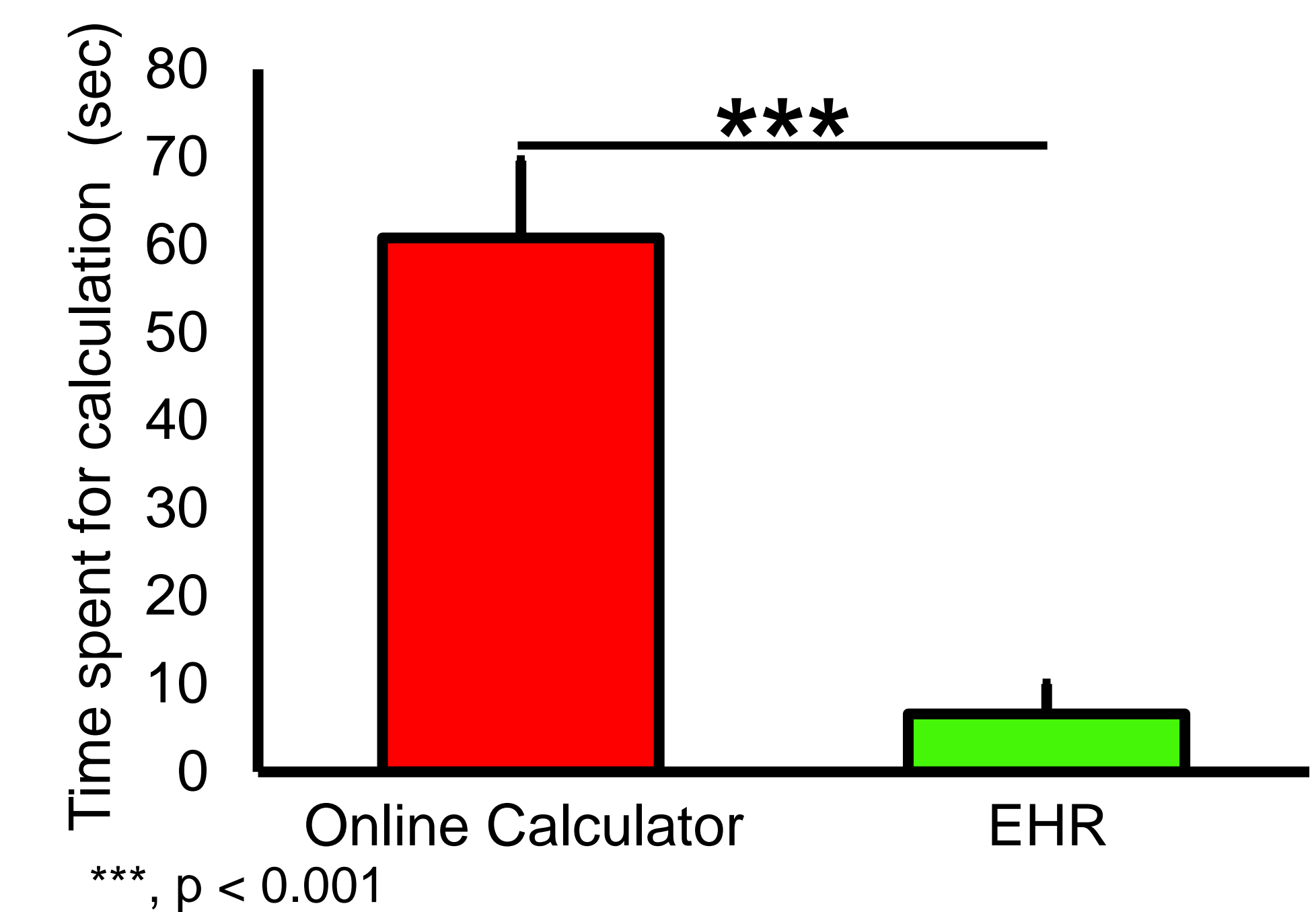
## RESULTS

### Comparison of Calculating FIB-4 Score Via Online Calculator Versus EHR-based Approach

- Objective assessment of number of clicks (steps) used for calculation of FIB4 score shows that participants used less steps ( $1.9 \pm 0.9$  [clicks]) via using the EHR-based approach in comparison with online calculator ( $11.3 \pm 4.1$ ;  $p < 0.001$ ).



- Objective measurement of total time spent for calculation of FIB4 score demonstrated that participants required less time for calculating FIB-4 score via the EHR-based approach ( $6.6 \pm 3.4$  seconds) compared to online calculator ( $60.1 \pm 8.8$  seconds;  $p < 0.001$ ).



- Evaluating accuracy of calculations showed that while 6 (16.2%) inaccurate calculations were observed using the online calculator, no inaccurate calculations were noted in calculating the score using the Epic Smart Phrase ( $p = 0.01$ ).

## CONCLUSION

- ❖ EPIC Smart Phrase for liver fibrosis index FIB-4 is easier and faster to use compared to online calculator.

Contact: [ajamali@eisenhowerhealth.org](mailto:ajamali@eisenhowerhealth.org)/[aajumobi@eisenhowerhealth.org](mailto:aajumobi@eisenhowerhealth.org)

### References:

1. Sterling RK, Lissen E, Clumeck N, Sola R, Correa MC, Montaner J, et al. Development of a simple noninvasive index to predict significant fibrosis in patients with HIV/HCV coinfection. HEPATOLOGY 2006; 43:1317-1325.
2. Vallet-Pichard A, Mallet V, Nalpas B, Verkarre V, Nalpas A, Dhalluin-Venier V, Fontaine H, Pol S. FIB-4: an inexpensive and accurate marker of fibrosis in HCV infection. comparison with liver biopsy and fibrotest. Hepatology. 2007; 46:32-6.
3. Kim BK, Kim DY, Park JY, Ahn SH, Chon CY, Kim JK, Paik YH, Lee KS, Park YN, Han KH. Validation of FIB-4 and comparison with other simple noninvasive indices for predicting liver fibrosis and cirrhosis in hepatitis B virus-infected patients. Liver Int. 2010; 30:546-53.
4. Miyata M, Kuroda M, Unakami M, Tasaki K, Migita K, Ohira H. Validation of the fibrosis-4 (FIB-4) index in the diagnosis of liver disease of rheumatoid arthritis patients treated with methotrexate. Mod Rheumatol. 2019; 29:936-942.

Grant Support: None